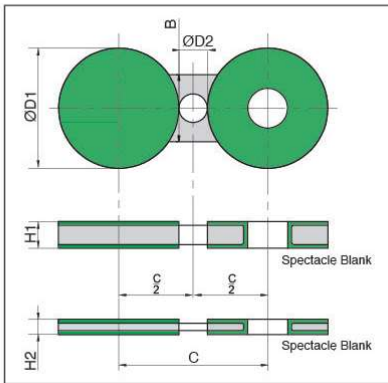


Blind Flange

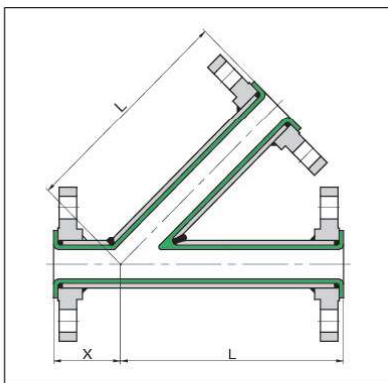
NB #150	D mm	H mm	Wt kg
1/2"	89	16	0.3
3/4"	98	18	0.5
1"	108	19	0.9
1 1/2"	127	20	1.3
2"	152	24	2.4
3"	190	29	4.9
4"	229	29	6.9
6"	279	30	11
8"	343	34	19
10"	406	36	28
12"	482	38	45

Materials	
Flange	ASTM A105
PTFE	ASTM D1457




Spectacle Blind *Carbon Steel Body*

NB #150	D1 mm	D2 mm	B mm	C mm	H1 mm	Wt kg	H2 mm
1/2"	44	16	35	60	14	0.2	8
3/4"	53	16	35	70	14	0.2	8
1"	63	16	35	78	14	0.3	8
1 1/2"	82	16	50	98	14	0.4	8
2"	101	19	50	121	14	0.6	8
3"	133	19	60	152	14	0.9	8
4"	171	19	50	191	18	1.6	10
6"	219	22	60	241	18	3.7	10
8"	276	22	70	298	21	5.6	
10"	336	26	65	362	21	10.7	
12"	406	26	70	432	23	15.5	



Lateral Tee (45°) Fixed Flange

NB #150	L mm	X mm	Wt kg
1"	146	44	3.7
1 1/2"	178	51	6.5
2"	203	64	10
3"	254	76	21
4"	305	76	31
6"	368	89	52



STEEL	SIZE	MATERIAL	STANDARDS	NOTE
ELBOWS & TEES	1" - 3"	Carbon Steel	ASTM A 106 Gr B / API 5L, B36.10	Fixed Flgs
OTHER TEES	1 1/2" - 4"	Carbon Steel	ASTM A 106 Gr B / API 5L, B36.10	Fixed / Loose Flgs
	6" - 12"	Carbon Steel	ASTM A 106 Gr B / API 5L, A234 Gr WPB, B19.9	Fixed / Loose Flgs

Stainless steel / other material on request.