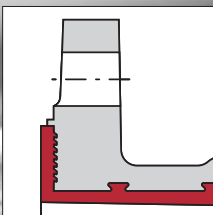


Richter Pipeline Strainers

with removable strainer basket



Lining PFA,
optional PFA-L antistatic

Filterweb 85-2000 μm

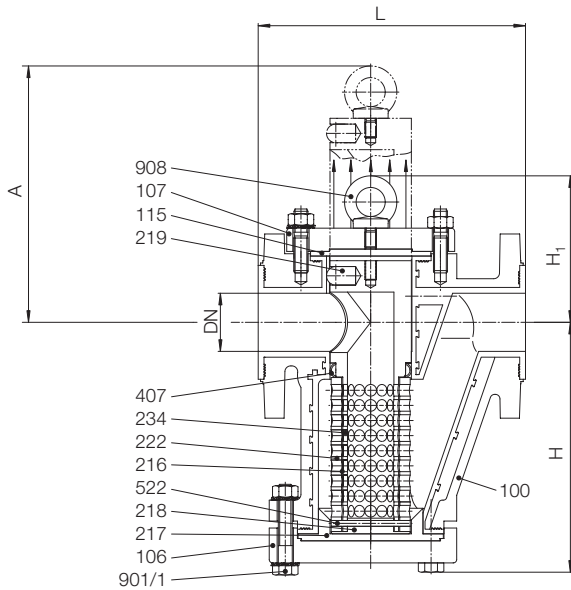
-60 °C to +150 °C
(-76 °F to +300 °F)



RICHTER
Process Pumps & Valves

INDEX
FLUID & METERING

No compromises in the face of corrosive media: Corrosion resistant Richter pipeline strainers!




Parts and materials

Pos.	Description	Materials
100	Shell	Ductile cast iron EN-JS 1049 (ASTM A395)/PFA
106	Cover	Ductile cast iron EN-JS 1049 (ASTM A395)
107	Upper cover	Ductile cast iron EN-JS 1049 (ASTM A395)
115	Cover disc	modified PTFE
216	Filterweb	ETFE
217	Strainer basket support	modified PTFE
218	Strainer basket bottom	modified PTFE
219	Anti-torsion insert	PTFE
(220)	Complete strainer basket consisting of pos. 218, 222 and 234	
222	Inner tube	modified PTFE
234	Outer tube	modified PTFE
407	Seal ring	modified PTFE
522	Locking rope	PTFE
908	Ring bolt	Stainless steel (C15 cast steel)
901/1	Cover bolting	Stainless steel

Face-to-face and flange dimensions

DN		L		H		H ₁		A	
mm	inch	mm	inch	mm	inch	mm	inch	mm	inch
25	1"	160	6.3	165	6.5	106	4.2	270	10.6
40	1½"	200	7.9	205	8.1	120	4.7	320	12.6
50	2"	230	9.1	213	8.4	126	5	340	13.4
80	3"	310	12.2	314	12.4	151	5.9	460	18.1
100	4"	350	13.8	324	12.8	162	6.4	500	19.7

Presented by:



- The pipeline strainer series GSO permits the cleaning or exchange of the strainer basket without any media contact. The prior drainage of the pipeline strainer and the disposal of the residual medium is no longer necessary. All impurities are removed with the pull-out of the strainer basket.
- The ductile cast iron EN-JS 1049 (ASTM A395) used for the shell, meets the requirements of the chemical industry and absorbs the internal and external forces
- The fluoroplastic lining PFA provides a reliable protection against corrosive chemicals
- The especially thick-walled lining prevents damage even with permeating chemicals
- Filter cross-cut surface $\geq 110\%$ of DN with standard mesh $250 \mu\text{m}$
- Further technical data:
Pressure range to 16 bar* (230 psi)
Temperature to 150 °C (300 °F)
Low temperatures to -10 °C (14 °F) and PS 16 bar (230 psi) resp. -60 °C (-76 °F) and PS 12 bar (170 psi)
- High vacuum stability by interlocked lining

Installation and connecting dimensions:

face-to-face to

- ISO 5752 - R.1 (DIN EN 558-1 R.1), flanges ISO 7005-2 PN 16 (DIN EN 1092-2, form B), drilled to ASME on request.
- Flange with groove according to DIN 2512 on request.

Identification

of valves according to DIN EN 19

* $\Delta p (=p_1-p_2)$ max. 2 bar (30 psi) $\leq 100^\circ\text{C}$ (210 °F)
max. 1 bar (15 psi) at 150 °C (300 °F)



Richter Chemie-Technik GmbH

Otto-Schott-Str. 2, D-47906 Kempen, Germany
Tel. +49(0)21 52/146-0, Fax +49(0)21 52/146-190
www.richter-ct.com, richter-info@idexcorp.com